

# Microgram

## *Bulletin*

Published by:  
The Drug Enforcement Administration  
Office of Forensic Sciences  
Washington, DC 20537


The U.S. Attorney General has determined that the publication of this periodical is necessary in the transaction of the public business required by the Department of Justice. Information, instructions, and disclaimers are published in the January issues.

- JANUARY 2009 -

- INTELLIGENCE ALERT -

### **“FLAVORED METHAMPHETAMINE” IN EVERETT, WASHINGTON**

The DEA Western Laboratory (San Francisco, California) recently received a ziplock plastic bag containing a mixture of translucent crystals and tiny purple specks that had a distinct grape candy-like odor, purported to be “flavored methamphetamine” (see Photo 1). The exhibit was acquired by DEA Special Agents in Everett, Washington. Analysis of the exhibit (total net mass 26.7 grams) by FTIR, GC/MS, GC/IRD, and HPLC confirmed 1.1% methamphetamine (salt form undetermined), diluted with dimethylsulfone and sucrose; the sample appeared to be mostly dimethylsulfone, based on the FTIR spectrum. It is possible that the tiny purple specks in the exhibit were bits of a grape flavored candy or lollipop, but this was not formally determined. This is the first such submission to the Western Laboratory.



**Photo 1**


[Editor's Notes: "Flavored methamphetamine" (most notably "strawberry meth") has received extensive and often alarmist coverage in the mass media over the past two years. However, this is the first confirmed sample of "flavored methamphetamine" submitted to a DEA laboratory, and is also the first such report by any laboratory to *Microgram*. A small number of exhibits with unusual colors have been submitted to the South Central Laboratory (Dallas, Texas) over the past two years; however, none of the latter samples had any noticeable fruit or candy-like odors. Several exhibits of "flavored cocaine" were reported by the Western Laboratory; see: "Flavored Cocaine" in Modesto, California. *Microgram Bulletin* 2008;41(7):60.]

\* \* \* \* \*

**- INTELLIGENCE ALERT -**

**ALPRAZOLAM MIMIC TABLETS (ACTUALLY CONTAINING EITHER MELATONIN OR AN UNUSUAL, NON-CONTROLLED BENZODIAZEPINE) IN NORTHWEST FLORIDA**

The Florida Department of Law Enforcement (Pensacola Regional Operations Center) recently received multiple submissions of apparent Sandoz 2 milligram alprazolam tablets. The tablets were white, rectangular, imprinted with the "GG 2 4 9" logo, and came in two different weights, either 0.21 grams each (see Photo 2) or 0.38 grams each (see Photo 3). The exhibits (containing from 1 - 35 tablets) were seized by various law enforcement agencies across northwestern Florida. Analysis by GC/MS, however, indicated no alprazolam in either tablet type. The lighter tablets contained a non-controlled benzodiazepine, tentatively identified as 5-(4-chlorophenyl)-7-bromo-1,4-benzodiazepin-2-one (not confirmed; not quantitated but approximately 1 - 2 milligrams based on the TIC). The heavier tablets contained melatonin (not confirmed; not quantitated but a high loading based on the TIC). These are the first ever pharmaceutical mimic tablets submitted to the FDLE laboratory system.



**Photo 2**

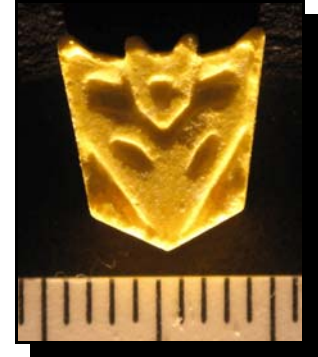


**Photo 3**

**- INTELLIGENCE ALERT -**

**ECSTASY MIMIC TABLETS (ACTUALLY CONTAINING N-BENZYL-PIPERAZINE (BZP), 1-(3-TRIFLUOROMETHYL)PHENYLPYPERAZINE (TFMPP), AND CAFFEINE) IN FINDLAY, OHIO**

The Ohio Bureau of Criminal Identification and Investigation in Bowling Green recently received five plastic bags each containing 10 unusually shaped, yellow tablets with a “Decepticons” logo, suspected Ecstasy (see Photo 4). The tablets were acquired in Findlay, Ohio, by the Metrich Drug Enforcement Unit (details sensitive). Analysis of the tablets (total net mass 14.2 grams) by GC/FID and GC/MS, however, indicated not MDMA but rather a mixture of N-benzylpiperazine (BZP), 1-(3-trifluoromethyl)phenylpiperazine (TFMPP), and caffeine (not quantitated). The laboratory has previously received numerous submissions of tablets containing BZP/TFMPP mixtures, but this was the first submission of Ecstasy or Ecstasy mimic tablets with this shape and logo to the laboratory.



**Photo 4**

[Editor’s Notes: According to the analyst, the “Decepticons” are the antagonists in the fictional “Transformers” universe. This is the first report of this tablet shape and logo to *Microgram*.]

\* \* \* \* \*

**- INTELLIGENCE ALERT -**

**MARIJUANA CONCEALED IN A TEDDY BEAR IN LITTLE ROCK, ARKANSAS**

The Arkansas State Crime Laboratory (Little Rock) recently received a teddy bear containing a package of plant material, suspected marijuana (see Photo 5). The exhibit was being shipped by an express parcel service, and was seized in Little Rock by the Little Rock Police Department. The bear had a strong odor of cologne or perfume, and the plant material was sealed in multiple ziplock plastic bags. Analysis of the plant material (total net mass 27.5 grams) by microscopy, TLC, and modified Duquenois-Levine test confirmed marijuana. This is the first submission of this type to the laboratory.



**Photo 5**

[Editor’s Notes: The bear is about 12 inches long. The bag is quart-sized.]

**- INTELLIGENCE ALERT -**

**FOODSTUFFS CONTAINING THC IN NAVAJO COUNTY, ARIZONA**

The Arizona Department of Public Safety - Northern Regional Crime Laboratory (Flagstaff) recently received a multi-exhibit submission including marijuana (490 grams), 50 small, intact marijuana plants, eight commercially packaged foodstuffs labelled “Incredible Edibles,” purported to contain THC (see Photo 6a), and four “home” packaged foodstuffs with lower quality labels, also purported to contain THC (see Photos 6 - 9). The exhibits were seized in Navajo County (northeast Arizona) by personnel from the Arizona Department of Public Safety (no further details). The labels on the Incredible Edibles exhibits included “eat or freeze by” dates, THC quantities, and weights (see Photo 6b). The “home” packaged foodstuffs were in ziplock plastic or cellophane bags, and their labels contained less specific information concerning content. Analysis by color testing (Duquenois-Levine - positive) and GC/MS of pet ether extracts confirmed THC in all 12 foodstuffs (not quantitated). These were the first submissions of THC-containing foodstuffs commercial packaging to the laboratory. Investigative intelligence indicated that the “Incredible Edibles” foodstuffs are products of a marijuana distributor in California. The sources of the “home” packaged items were not determined.



**Photo 6a - Six Cookies and Two Rice Krispie-Like Treats**



**Photo 6b**



**Photo 7 - Cookie**



**Photo 8 - Muffin**



**Photo 9 (There were two of these “Hash Brownies”).**

**- INTELLIGENCE ALERT -**

**HEROIN TABLETS (FROM THE PHILLIPINES) AT THE SAN FRANCISCO  
(CALIFORNIA) INTERNATIONAL AIRPORT**

The Customs and Border Protection (CBP) San Francisco Laboratory (California) recently received two vacuum-sealed plastic packages containing a combined total of 180 small, light-brown/tan tablets, 4 millimeters in diameter, unknowns/suspected controlled substance(s) (see Photo 10). The exhibits were seized by CBP Officers at the San Francisco International Airport Air Mail Center; both had been mailed from the Phillipines to individuals in Arizona and Minnesota, respectively (details sensitive). Analysis of the tablets (total net mass 11 grams) by GC/MS indicated heroin (not quantitated; salt form not determined). The laboratory has previously received heroin in capsule form, but this was the first submission of heroin in tablet form. The tablets are believed to be of clandestine origin.



**Photo 10**

\* \* \* \* \*

**- INTELLIGENCE ALERT -**

**UNUSUAL RACEMIC METHAMPHETAMINE SAMPLE IN DETROIT, MICHIGAN  
(LIKELY PREPARED BY A BOROHYDRIDE REDUCTION METHOD)**

The Special Testing and Research Laboratory (Dulles, Virginia) recently received an evidence envelope containing a small amount of a pasty, orange colored material, suspected methamphetamine (see Photo 11). The sample was an exemplar from five kilogram-sized bricks seized in Detroit, Michigan, by Customs and Border Protection Officers, incidental to a search of vehicle entering from Canada. Analysis of the material (total net mass approximately 3 grams) by GC/MS and CE indicated a mixture of 78% *d,l*-methamphetamine hydrochloride and 16% 1-phenyl-2-propanol. Detailed profiling by GC/MS and ICP/MS confirmed the presence of marker impurities corresponding to a reductive amination route, and (unusually) an extremely high boron concentration. The collective results indicate synthesis via a reductive amination of 1-phenyl-2-propanone (phenylacetone, P2P)



**Photo 11**

using sodium borohydride or a similar compound. This is the first such submission to the Special Testing and Research Laboratory.

[Editor's Notes: MDMA is typically prepared by clandestine chemists in Canada via reductive amination of 1-(3',4'-methylenedioxyphenyl)-2-propanone (MDP2P) using sodium borohydride or sodium cyanoborohydride. Previous reports from Canadian law enforcement personnel have indicated that bulk quantities of MDP2P and P2P are occasionally co-smuggled into Canada. It would appear that this sample resulted from an attempted MDMA prep that used the wrong precursor (i.e., P2P). The contaminant 1-phenyl-2-propanol results from reduction of P2P, and the large amount of it (and the boron compounds) in the sample confirms a very poorly executed "cook." The physiological consequences of abuse of methamphetamine contaminated with excessive 1-phenyl-2-propanol and boron compounds are unknown.]

\* \* \* \* \*

**- INTELLIGENCE ALERT -**

**COCAINE SMUGGLED IN AN ANGEL STATUE IN MIAMI, FLORIDA**

The DEA Mid-Atlantic Laboratory (Largo, Maryland) recently received a statue of an angel that contained four plastic bags of white powder, suspected cocaine (see Photos 12 - 13). The exhibit was being shipped by an express parcel service, and was initially seized in Miami, Florida by Immigration and Customs Enforcement personnel; it was submitted to the laboratory after a controlled delivery in the Washington, DC area. Analysis of the powder (total net mass 302.6 grams) by FT/IR, GC, and GC/MS confirmed 62.4% cocaine hydrochloride, adulterated with lidocaine and levamisole. The Mid-Atlantic Laboratory has previously received similar exhibits.

[Editor's Note: The brown-gray powder in Photo 13 is some of the cement mixture used to assemble and fill the statue.]



**Photo 12**



**Photo 13**

**- INTELLIGENCE ALERT -**

***l*-METHAMPHETAMINE IN AUSTIN, TEXAS**

The Austin (Texas) Police Department Chemistry Laboratory recently received two ziplock plastic bags, each containing a crystalline material, suspected methamphetamine (no photos). The exhibits were seized in Austin by the Austin Police Department (no further details). Analysis of the first exhibit (total net mass 20.13 grams) by FTIR, GC/MS, UV, and by GC/FID following derivatization with (S)-(-)-N-(trifluoroacetyl)propyl chloride indicated 96% *l*-methamphetamine hydrochloride. Analysis of the second exhibit (total net mass 138.84 grams) by the same techniques indicated 72% *l*-methamphetamine hydrochloride. These are the first submissions of *l*-methamphetamine to the laboratory.

\* \* \* \* \*      \* \* \* \* \*      \* \* \* \* \*      \* \* \* \* \*      \* \* \* \* \*

**SELECTED REFERENCES**

[The Selected References section is a compilation of recent publications of presumed interest to forensic chemists. Unless otherwise stated, all listed citations are published in English. Abbreviated mailing address information duplicates that provided by the abstracting service. Patents and Proceedings are reported only by their *Chemical Abstracts* citation number.]

1. Bonilla DA, Penuela LF, Sierra N, Diaz JE, Rojas JH. **Development and validation of an analytical methodology for cocaine hydrochloride determination in a synthetic polymer by ultraviolet spectrometry.** *Vitae* 2008;15(1):103-12. [Editor's Notes: The cocaine was extracted with 0.5 N H<sub>2</sub>SO<sub>4</sub> and quantitated in the extraction solution at 233 nm. This article is written in Spanish. Contact: Seccion de Analitica, Departamento de Farmacia, Universidad Nacional de Colombia, Bogota A.A. 14490, Colombia.]
2. Frost N, Griffiths P. Assessing illicit drugs in wastewater - Potential and limitations of a new monitoring approach. Luxembourg: European Monitoring Centre for Drugs and Drug Addiction, 2008. [Editor's Notes: An overview and review (6 chapters from contributing authors). Contact: EMCDDA, Rua da Cruz de Santa Apolonia 23-25, 1149-045 Lisbon, Portugal.]
3. Gosav S, Dinica R, Praisler M. **Choosing between GC-FTIR and GC-MS spectra for an efficient intelligent identification of illicit amphetamines.** *Journal of Molecular Structure* 2008;887(1-3):269-78. [Editor's Notes: Presents a comparative analysis between several Artificial Neural Network systems designed for the identification of illicit amphetamines based on their GC/FTIR and GC/MS spectra. Structure-activity relationships were incorporated into the knowledge base, allowing the systems to classify the amphetamines according to their toxicological activity (i.e., stimulant or hallucinogenic). The results show that GC-FTIR data are much more relevant for these classifications. Contact: Department of Physics, Faculty of Sciences, "Dunarea de Jos" University, 800201 Galati, Rom.]
4. LeBeau MA. **Guidance for improved detection of drugs used to facilitate crimes.** *Therapeutic Drug Monitoring* 2008;30(2):229-33. [Editor's Notes: A review, providing information on the manner in which drug-facilitated crimes occur, the drugs that are used, and recommendations to improve the detection of these drugs through toxicological analyses. Contact: FBI Laboratory, Federal Bureau of Investigation, Quantico, VA 22135.]

5. Liu M, Song C, Qiao J, Wang Y. **Component and purity of retail heroin and concentration ratio of morphine to codeine in urine of heroin abusers.** *Zhongguo Yaowu Yilixing Zazhi* 2007;16(5):386-9. [Editor's Notes: Focus is toxicological, but includes basic analyses of 441 samples of street-level heroin. The composition of the heroin varied from 95.2% to 0%. The acetylcodeine varied from 89.3% to 1.6%. 25 samples contained more acetylcodeine than heroin. The toxicological results indicated that the ratio of morphine to codeine in the urine of heroin abusers was significantly different than the ratio of heroin to acetylcodeine in the retail heroin. This article is written in Chinese. Contact: School of Forensic Medicine, Shanxi Medical University, Taiyuan 030001, Peop. Rep. China.]
  
6. Nie J, Wu H, Wang X, Zhang Y, Zhu S, Yu R. **Determination of testosterone propionate in cosmetics using excitation-emission matrix fluorescence based on oxidation derivatization with the aid of second-order calibration methods.** *Analytica Chimica Acta* 2008;628(1):24-32. [Editor's Notes: The title technique was employed to analyze for testosterone propionate in several "complicated" cosmetics. Testosterone propionate was transformed into a highly fluorescent derivative (not specified) via oxidation with concentrated H<sub>2</sub>SO<sub>4</sub>. Contact: State Key Laboratory of Chemo/Biosensing and Chemometrics, College of Chemistry and Chemical Engineering, Hunan University, Changsha, Peop. Rep. China 410082.]

**Additional References of Possible Interest:**

1. Frisk T, Sandstroem N, Eng L, van der Wijngaart W, Maansson P, Stemme G. **An integrated QCM-based narcotics sensing microsystem.** *Lab on a Chip* 2008;8(10):1648-57. [Editor's Notes: Presents the design, fabrication, and successful testing of a 14 × 14 × 4 mm<sup>3</sup> "integrated electronic narcotics sensing system" (Note: QCM = quartz crystal microbalance). The system was tested on cocaine and MDMA, with successful detection down to 100 and 200 ngs, respectively. Contact: Microsystem Technology Lab, KTH - Royal Institute of Technology, Stockholm, Swed. (no further addressing information was provided).]
  
2. Tcheremissine OV. **Is quetiapine a drug of abuse? Reexamining the issue of addiction.** *Expert Opinion on Drug Safety* 2008;7(6):739-48. [Editor's Notes: A minor review of the literature search from 1991 to mid-2008 (9 articles). Contact: Carolinas HealthCare System - Behavioral Health Center, Department of Psychiatry, 501 Billingsley Road, Charlotte, NC 28211.]

\* \* \* \* \*

## THE JOURNAL/TEXTBOOK COLLECTION EXCHANGE

The Journal/Textbook Collection Exchange is a service intended to facilitate the transfer of unwanted journals and textbooks to forensic libraries or other *Microgram* subscribers. At present, this service is offered once a quarter (in January, April, July, and October). The current donations are listed below. The offers are First Come/First Serve (except **libraries have preference**). There are no charges to the requestor. Please provide a full mailing address in the request. **Important!:** Do not provide an address that irradiates mail!

*Federal Code and Rules - 2007 Edition*

**All subscribers are encouraged to donate surplus or unwanted items/collections.** Reference texts and long runs of forensic/analytical journals are of particular interest; however, even single issues are



worthwhile, and may fill a hole in an existing collection. If interested, please consult the *Microgram* website or contact the *Microgram* Editor for further instructions.

The next offering of journals and textbooks will be in the April 2009 issue of *Microgram Bulletin*.

\* \* \* \* \*

## THE DEA FY 2009 STATE AND LOCAL FORENSIC CHEMISTS SEMINAR SCHEDULE

The remaining FY 2009 schedule for the State and Local Forensic Chemists Seminar is as follows:

March 2-6, 2009  
June 1-5, 2009  
September 14-18, 2009

The school is open only to forensic chemists working for law enforcement agencies, and is intended for chemists who have completed their agency's internal training program and have also been working on the bench for at least one year. There is no tuition charge. The course is held at the Hyatt Place Dulles North Hotel in Sterling, Virginia (near the Washington/Dulles International Airport). A copy of the application form is reproduced on the last page of the August 2004 issue of *Microgram Bulletin*. (See: <http://www.dea.gov/programs/forensicsci/microgram/mg0804/aug04.pdf>) Completed applications should be mailed to the Special Testing and Research Laboratory (Attention: J. Head) at: 22624 Dulles Summit Court, Dulles, VA 20166. For additional information, call 703/668-3349.

\* \* \* \* \*

### Microgram email Address Change

Effective January 1st, 2009 the email address for the *Microgram* Editor changed to:

[DEA-Microgram-2009 -at- mailsnare.net](mailto:DEA-Microgram-2009-at-mailsnare.net) (Replace “ -at- ” with “@”)

The previous email address ( [DEA-Microgram-2008 -at- mailsnare.net](mailto:DEA-Microgram-2008-at-mailsnare.net) ) will be monitored until January 31st, 2009. After January 31st, an automated response will direct senders to the new address until April 1st, 2009, at which point the account will lapse.

Important Notes to All Subscribers: All subscribers with filters on their accounts should immediately “whitelist” the [DEA-Microgram-2009 -at- mailsnare.net](mailto:DEA-Microgram-2009-at-mailsnare.net) email address. In addition, it is recommended that the previous email addresses used for *Microgram* ( [DEA-Microgram-2008 -at- mailsnare.net](mailto:DEA-Microgram-2008-at-mailsnare.net) ) be automatically filtered (blocked). This address was no longer be used by *Microgram* after January 1st; therefore, any subsequent emails from these addresses will be spam - note that the *Microgram* email addresses are routinely “hijacked” and used to send spam, and this fraudulent use will continue and likely will increase in future years (it is not possible for the *Microgram* Editor to prevent or control this problem).

All subscribers should notify their IT security personnel of all the above changes.

\* \* \* \* \*

## Information and Instructions for *Microgram Bulletin*

[Editor's Preface: The following information and instructions are derived from the *Microgram* website < <http://www.dea.gov/programs/forensicsci/microgram/index.html> >, and are provided here for the convenience of those subscribers who are only receiving printed "circulation" copies of *Microgram Bulletin* at their Offices.]

### **General Information**

*Microgram Bulletin* is a monthly newsletter published by the U.S. Drug Enforcement Administration's Office of Forensic Sciences, and is primarily intended to assist and serve forensic scientists concerned with the detection and analyses of suspected controlled substances for forensic/law enforcement purposes.

### **Access to *Microgram Bulletin***

*Microgram Bulletin* is unclassified (as of the January 2003 issue), and is published on the DEA public access website (see the above URL). At this time, *Microgram Bulletin* is available only electronically, and requires Internet access. Professional scientific and law enforcement personnel may request email notifications when new issues are posted (such notifications are not available to private citizens). The publications themselves are never sent electronically (that is, as attachments).

Requests to be added to the email notification list should preferably be submitted via email to the *Microgram* Editor at: [DEA-Microgram-2009-at-mailsnare.net](mailto:DEA-Microgram-2009-at-mailsnare.net) Requests can also be mailed to: DEA Headquarters; Attn: Office of Forensic Sciences/Microgram Editor; 8701 Morrisette Drive; Springfield, VA 22152. All requests to be added to the *Microgram* email notification list should include the following **Standard Contact Information**:

- \* The Full Name and Mailing Address of Submitting Laboratory or Office;
- \* The Full Name, Title (Laboratory Director, Assistant Special Agent in Charge, Librarian, etc.), Phone Number, FAX Number, and Preferred email Address of the Submitting Individual (Note that (when possible) email notifications are mailed to titles, not names, in order to avoid problems arising from future personnel changes);
- \* If available, the generic email address for the Submitting Laboratory or Office;
- \* If a generic email address is not available, **one** stable email address for a long-term employee, who will be responsible for forwarding *Microgram* information to all of the other employees in the requestor's Office (**Note that only one email address per Office will be honored**).

Requests to be removed from the *Microgram* email notification list, or to change an existing email address, should also be sent to the *Microgram* Editor. Such requests should include all of the pertinent Standard Contact Information detailed above, and also should provide both the previous and the new email addresses.

Email notification requests/changes are usually implemented within six weeks.

### Email Notifications (Additional Comments)

As noted above, the email notification indicates which issue has been posted, provides the *Microgram* URL, and additional information as appropriate. Note that *Microgram* e-notices will NEVER include any attachments, or any hyperlink other than the *Microgram* URL. **This is important, because the Microgram email address is routinely hijacked and used to send spam, very commonly including malicious attachments.** For this reason, all subscribers are urged to have current anti-viral, anti-spyware, and firewall programs in operation. However, in order to ensure that the email notifications are not filtered as spam, the [DEA-Microgram-2009 -at- mailsnare](mailto:DEA-Microgram-2009-at-mailsnare) email address must be “whitelisted” by the Office’s ISP.

### Costs

Access to *Microgram Bulletin* is free.

### Submissions to Microgram Bulletin

*Microgram Bulletin* includes Intelligence Alerts, Intelligence Briefs, Safety Alerts, Selected Intelligence Briefs, Selected Literature References, Meeting Announcements, Employment Opportunities, pertinent sections from the Code of Federal Regulations, Columns of topical importance, and similar material of interest to the counter-drug community. Explanatory details for most of the above types of submission are detailed below, and typical examples are published in most issues of *Microgram Bulletin*.

All submissions must be in English. Because *Microgram Bulletin* is unclassified, **case sensitive information should not be submitted!** All submissions should, whenever possible, be submitted electronically, as straight email or as an IBM® PC-compatible Corel WordPerfect® or Microsoft Word® attachment, to: [DEA-Microgram-2009 -at- mailsnare.net](mailto:DEA-Microgram-2009-at-mailsnare.net) Current versions of Corel WordPerfect® or Microsoft Word® (defined as having release dates less than 5 years old) should be utilized. If email submission is not possible, submissions may be mailed to: DEA Headquarters; Attn: Office of Forensic Sciences/Microgram Editor; 8701 Morrisette Drive; Springfield, VA 22152. Hard copy mailings should be accompanied by an electronic version on either a 3 ½ inch IBM® PC-compatible diskette or a standard CD-R. **Note that diskettes should be mailed in an irradiation-proof protective sleeve, and the mailing envelope should be marked: “Warning - Contains Electronic Media - Do Not Irradiate”.** Note also that mailed submissions may be subject to lengthy handling delays beyond the control of the Office of Forensic Sciences, and electronic media sent through the mail may be destroyed en route by sanitizing procedures, despite protective measures and written warnings. All submissions should include the following **Contact Information:** The Full Name and Address of Submitting Laboratory or Office, and the Full Name, Phone Number, FAX Number, and Preferred email Address of the Submitting Individual.

**Intelligence Alerts and Briefs** are concise synopses of the physical and chemical characteristics of novel and/or interesting exhibits submitted to law enforcement laboratories involved in the detection and analyses of suspected controlled substances for forensic/law enforcement purposes. Alerts have some unusual aspect, such as a novel drug, an atypical formulation, or a new smuggling technique, whereas Briefs are reports of routine analyses (that is, that confirmed what was suspected/expected). Both Alerts and Briefs should include descriptive details adhering to (as appropriate) the following outline:

What laboratory did the analysis? (Full Name)

Where is the laboratory located?

What agency seized the exhibit?

Where was the exhibit seized? (If an obscure locale, give distance and direction from the nearest city)

Were there any interesting (but non-sensitive) aspects of the seizure (traffic stop, unusual smuggling technique, at a “Rave,” etc.)

What controlled substance was suspected upon submission?  
Detailed physical description (appearance, dimensions, logos, odor, packaging, etc.)  
Quantities (numbers of tablets, packages or bricks, average mass, total net mass, etc.)  
Photos (see additional information, below)  
What techniques were used to analyze the exhibit?  
Actual composition of the exhibit?  
Quantitation data? (if not quantitated, provide a qualitative approximation if possible)  
Adulterants and diluents? (if identified, especially if unusual)  
First seizure of this type? (if not, provide brief details of previous examples)  
Editorial comments? (if any)  
Literature references for unusual submissions? (if needed)

In order to avoid confusion, if uncommon controlled substances are identified, the description should use the full chemical name(s) of the identified substances (if desired, acronyms or street terminology (e.g., "Foxy-Methoxy", "Nexus", or "STP") can be included in parentheses after the full chemical name).

**Photographs should be provided as ATTACHMENTS, not as embedded images in documents.** Jpeg images are preferred. Photographs should be of reasonable size - 150 - 250 kbytes per photograph. Unless the scale is obvious, photographs of subject exhibit(s) should include either a metric ruled scale or a coin or bill (U.S. currency) to place the exhibit's size in context.

**Safety Alerts** are urgent communiques to the *Microgram Bulletin* readership which give notice of a specific safety issue of particular interest to forensic or crime laboratory personnel, or to law enforcement personnel dealing with controlled substances. They should include a concise synopsis of the incident(s), recommendations (if any), pertinent literature citations (if any are known), and a mechanism for providing feedback (if appropriate).

**Selected Intelligence Briefs** are reprinted (with permission) unclassified intelligence briefs of presumed interest to the *Microgram Bulletin* readership that have been previously published in restricted or non-restricted publications or websites that are also dedicated to the detection and analyses of suspected controlled substances for forensic/law enforcement purposes. Selected Intelligence Briefs must be unclassified, and should be a minimum of 1 page and a maximum of 10 pages in length (single spaced at 11 pitch Times New Roman font, including photos, tables, charts, etc.) All *Microgram Bulletin* subscribers are invited to submit such material, which must include the author's and publisher's contact information.

**Selected Literature References** is a monthly compilation of reference citations of presumed interest to the *Microgram Bulletin* readership, derived from approximately 7,500 scientific periodicals. The focus of the Selected Literature References is the detection and analysis of suspected controlled substances for forensic/law enforcement purposes. References from clinical and toxicological journals are included only if the material is considered to be of high interest to forensic chemists (for example, contains the mass spectra of an unusual substance that is not known to be published elsewhere). Note that citations from obscure periodicals may be missed, and all *Microgram Bulletin* subscribers are invited to submit citations of interest if they do not appear in *Microgram Bulletin* within three months of their publication. Of particular interest are articles from regional forensic science associations that are unlikely to be noted by any abstracting service. Citations should include a summary sentence and the primary author's contact information.

**Meeting Announcements** list upcoming meetings of presumed interest to the *Microgram Bulletin* readership. **In general, only meetings which are dedicated to forensic chemistry/forensic drug analysis or include a subsection so dedicated will be publicized in *Microgram Bulletin*.** Meeting Announcements should include the Formal Title, Sponsoring Organization, Inclusive Dates, Location

(City, State, and specific locale), Registration Deadline, Recommended Hotel (include details on special rates and deadlines where applicable), and Contact Individual's Name, Phone Number, and email Address. If available, the URL for the meeting website should also be included in the Announcement. Meeting Announcements will be posted for a maximum of three consecutive months, or (alternately) three times every other month over a five month period, but not past the registration deadline.

**Employment Opportunities** lists job announcements of presumed interest to the *Microgram Bulletin* readership. **In general, only jobs with a forensic chemistry/forensic drug analysis focus for Federal, State, or Local Crime Laboratories or Offices will be publicized in *Microgram Bulletin*.** Exceptions may be requested and will be considered on a case-by-case basis (for example, an academic position in a Forensic Chemistry Department). Employment Opportunity announcements should include the Formal Title of the Organization, Formal Title of the Laboratory or Office, Position Title, Laboratory or Office Location (City and State), Salary Range, Opening and Closing Dates, Duties, General Requirements, Specialized Requirements (if any), Application Procedures, and the Contact Individual's Name, Phone Number, email Address, and Mailing Address. If available, the URL for the agency's website, and (if available) the specific URL for the job posting should also be included in the Announcement. Employment Opportunities will be posted for a maximum of 3 consecutive months, but not past the application deadline.

#### **The Journal/Textbook Collection Exchange**

If any subscriber is interested in donating any forensic or analytical chemistry journal and/or textbook collection to a fellow subscriber or library, *Microgram Bulletin* is willing to list the offered materials and the associated contact information in a future issue (currently January, April, July, and October). The general format should follow the example in the January 2003 issue, and should be sent via email to the *Microgram* Editor at: [DEA-Microgram-2009 -at- mailsnare.net](mailto:DEA-Microgram-2009-at-mailsnare.net) Only items for donation (not for sale) will be considered for publication, and donations to libraries should adhere to journal restrictions and/or time limits (if any) on such offers.

#### **Requests for *Microgram* and/or *Microgram Bulletin* Archives, 1967 - 2002**

All issues of *Microgram* (November 1967 - March 2002) and the first nine issues of its successor *Microgram Bulletin* (April - December 2002) were and continue to be **Law Enforcement Restricted** publications, and are therefore (permanently) unavailable to the general public. [Note that this restriction includes requests made under the Freedom of Information (FOI) Act.]

However, the entire collection, individual issues, or individual sections of issues (e.g., specific articles) are available to law enforcement affiliated offices and laboratories. Requests from such offices and laboratories **must be made on official letterhead** and mailed to:

DEA Headquarters  
Attn: Office of Forensic Sciences/*Microgram* Editor  
8701 Morrissette Drive  
Springfield, VA 22152.

Requests will be sent either by CD or in hard copy (photocopy), as appropriate.

Note that requests made via email will not be honored.

## DISCLAIMERS

1) All material published in *Microgram Bulletin* is reviewed prior to publication. However, **the reliability and accuracy of all published information are the responsibility of the respective contributors, and publication in *Microgram Bulletin* implies no endorsement by the United States Department of Justice or the Drug Enforcement Administration.**

2) Due to the ease of scanning, copying, electronic manipulating, and/or reprinting, **only the posted copies of *Microgram Bulletin* (on [www.dea.gov](http://www.dea.gov)) are absolutely valid.** All other copies, whether electronic or hard, are necessarily suspect unless verified against the posted versions.

3) **WARNING!:** Due to the often lengthy time delays between the actual dates of seizures and their subsequent reporting in *Microgram Bulletin*, and also because of the often wide variety of seizure types with superficially similar physical attributes, published material cannot be utilized to visually identify controlled substances currently circulating in clandestine markets. **The United States Department of Justice and the Drug Enforcement Administration assume no liability for the use or misuse of the information published in *Microgram Bulletin*.**

\* \* \* \* \*

\* \* \* \* \*